

No. 13.] AUGUST, 1849. [Price 1d.
2nd Edition.

THE
ROYAL MAGAZINE
OF
KNITTING,
NETTING, CROCHET,
AND
Fancy Needlework.

CONDUCTED BY
M^{DLLE}. RIGOLETTE DE LA HAMELIN.

CONTENTS:

	PAGE
The Embroidered Ottoman	1
Baby's Stomacher	2
New Double Pine Pattern	4
Directions for the Auricula	5
Wing Insertion	8
Chinese Scroll Insertion	10
Procrastinations	12

PUBLISHED MONTHLY.

LONDON:

PUBLISHED FOR THE PROPRIETOR, BY
SHERWOOD & CO.,
PATERNOSTER ROW.

THE BOOK of BEAUTY AND EMBELLISHMENT; or, **The TOILETTE COMPANION**; explaining the Science of Tasteful Dressing and Embellishment, and containing directions and formulas for heightening and preserving Female Beauty, and preventing, or correcting, the natural or incidental defects and imperfections to which the Female form is liable; with Recipes for restoring faded or fading beauty, and retarding premature or accidental decay. By Mesdames **LAFITTE** and **VALLIERE**. In extra cloth, gilt edges, 2s. 6d. Published by W. and T. Piper (late Sherwood and Co.), 23, Paternoster Row.

LUSTY'S ROYAL LOCOMOTIVE NEEDLES.

The superiority of these Needles (compared with all others offered to the Public), is admitted by every Lady who uses them. The large and beautifully-finished Eye, with the elongated and adamantine Point, renders this article the best, not only for fine work, but also for passing through the hardest Linen with the greatest ease.

Sold by all respectable Drapers and Haberdashers in the United Kingdom.

Important to the Berlin Wool and Fancy Trade.

H. TOROND, Manufacturer of Patterns for every description of Fancy Needlework, respectfully informs the Trade that he has constantly on hand a large assortment of patterns for Berlin Wool, Crochet Braid, Lace, Satin Stitch, Embroidery Point Lace, Damask. Illuminated and commenced Canvas patterns at prices under any other house.

H. Torond, 1, Providence Row, Finsbury Square, London.

RAWORTH'S ROYAL SEWING THREAD, 3, 6, and 9 Cord;—and Raworth's Crochet Thread,

FOR KNITTING, NETTING, AND CROCHET WORK,
May be procured of most Drapers, Haberdashers, and Berlin Repositories throughout the Kingdom.

Extract from Mad. Dufour's (Editress of the "Lady's Newspaper") remarks on the choice of Sewing and Netting Materials:—

"In my recommendation of the best article for Ladies' use, I wish also to avoid any invidious comparison. I will, therefore, only speak of one article, and that *was* the article I recommend, which, from constant and long experience, I think will please the most fastidious.—**RAWORTH'S ROYAL SEWING THREAD** is the article I allude to. Good Sewing Cotton, as regards strength, I have often met with, but no article have I ever used that combined the qualities of strength, smoothness, and elasticity so effectually as this. * * I would now say a few words on Netting and Crochet Cotton. One article I should recommend for these two purposes, viz., **RAWORTH'S CROCHET THREAD**. It is also sold on Spools, and is manufactured in the proper manner for these particular purposes, viz., it is twisted the contrary way to the Sewing Cotton, so that in using it with the crochet hook the twist is preserved, and the work, when finished, is firm and good. The colour of this Cotton, when washed and got up, is also of great importance. The article I have named excels particularly in this respect: in fact, this latter quality, and its twist, are its principal excellencies."

THE
ROYAL MAGAZINE.

THE EMBROIDERED OTTOMAN; OR, THE
EFFECTS OF PRIDE.

CHAPTER IV.—THE HISTORY.

(Continued from page 134, vol. i.)

THE Lady Elinor Greville paused, nearly overcome by these painful recollections, and her young friends begged she would not distress herself by relating events so sorrowful. But she recovered her emotion and continued—"I did not think memory had got such power, for it is long since that day, and I have been no stranger to subsequent trouble. Well, my dear Blanche, you see the first effects of pride. I did not love my child too much, but I loved him as the first object, and he was taken from me in mercy, ere the evil influences I had cherished had wrought their pernicious effects on him. I now saw my vain hopes blasted; and well would it have been if I had turned and sought the thrice-blessed grace of an humble spirit. But, alas! this chastisement had not this beneficial effect, and I remained the same ambitious, vain, proud being I always had been. Soon after the melancholy end of my sweet Adolphus, a little girl was given us; and, taking no warning from the past, I was about making her a fresh object to nourish my pride, when Lord V— undertook a mission abroad, and as we were likely to be but a short time away, my husband insisted that the little Juliet should be sent to his mother, the Dowager Lady V—. He was more pre-emptory in desiring this as he saw I was likely to foster her vanity and other evil passions. We remained abroad a much longer time than I expected. When we returned, and I recalled Juliet to my side, we were both very much changed. She was grown a sweet child, with the loveliest temper I ever met with, while I had become much haughtier, having had great deference paid me abroad, and the wound occasioned by my blasted ambition still rankling within, I had striven to smother it by a disdainful hauteur, as I disliked commiseration where I wished to be envied."

BABY'S STOMACHER.

Raworth's Crochet Thread, No. 80; Needle, Gauging, 22.

Care must be taken to make all the 1 treble to come over one another, and it must not be worked backwards and forwards.

Make a chain of 225 stitches.

1st row. Miss 3 of the ch, into the 4th work 1 tr *, 2 ch, miss 2, 1 tr *, repeat from * to *. There ought to be 80 holes in this row.

2nd row. 1 d c on the 1st tr of the last row, 3 ch, miss 2 (1 tr, 2 ch, miss 2 16 times), * 7 tr, 2 ch, miss 2, 1 tr, 2 ch, miss 2, 4 tr (2 ch, miss 2, 1 tr 17 times), 2 ch, miss 2, repeat from * once, 7 tr, 2 ch, miss 2, 1 tr, 2 ch, miss 2, 4 tr (2 ch, miss 2, 1 tr 11 times), 3 ch, 1 d c on the last, 1 tr of the last row.

3rd row. 1 d c on the 1st tr of the last row, 3 ch, miss 2 (1 tr, 2 ch, miss 2, 9 times), * 10 tr (2 ch, miss 2, 1 tr twice), 2 ch, miss 2, 10 tr, 2 ch, miss 2, 1 tr, 2 ch, miss 2, 4 tr (2 ch, miss 2, 1 tr 10 times), 2 ch, miss 2, repeat from * once, 10 tr (2 ch, miss 2, 1 tr twice), 2 ch, miss 2, 10 tr, 2 ch, miss 2, 1 tr, 2 ch, miss 2, 4 tr (2 ch, miss 2, 1 tr 9 times), 3 ch, 1 d c on the last tr of the last row.

4th row. 1 d c on the 1 d c of the last row, 3 ch, miss 2 (1 tr, 2 ch, miss 2 eight times), * 16 tr (2 ch, miss 2, 1 tr 4 times), 2 ch, miss 2, 12 tr (2 ch, miss 2, 1 tr 8 times), 2 ch, miss 2, repeat from * once, 16 tr (2 ch, miss 2, 1 tr 4 times), 2 ch, miss 2, 12 tr (2 ch, miss 2, 1 tr 8 times).

5th row. 1 d c on 1st tr of last row, 3 ch, miss 2 (1 tr, 2 ch, miss 2 ten times), * 13 tr, 2 ch, miss 2, 7 tr (1 tr, 2 ch, miss 2 three times), 2 ch, miss 2, 4 tr (2 ch, miss 2, 1 tr 10 times), 2 ch, miss 2, repeat from * once, 13 tr, 2 ch, miss 2, 7 tr (2 ch, miss 2, 1 tr 3 times), 2 ch, miss 2, 4 tr (2 ch, miss 2, 1 tr 6 times), 3 ch, 1 d c on last tr of last row.

6th row. 1 d c on 1st tr of last row, 3 ch, miss 2 (1 tr, 2 ch, miss 2 thirteen times), * 7 tr (2 ch, miss 2, 1 tr 20 times), 2 ch, miss 2, repeat from * once, 7 tr (2 ch, miss 2, 1 tr 11 times), 3 ch, 1 d c on the last tr of last row.

7th row. 1 d c on 1st tr of last row, 3 ch, miss 2 (1 tr, 2 ch, miss 2 eleven times), * 4 tr, 2 ch, miss 2, 4 tr, 2 ch, miss 2, 10 tr (2 ch, miss 2, 1 tr 15 times), 2 ch, miss 2, repeat

from * once, 4 tr, 2 ch, miss 2, 4 tr, 2 ch, miss 2, 10 tr (2 ch, miss 2, 1 tr 6 times), 3 ch, 1 d c on last tr of last row.

8th row. 1 d c on 1st tr of last row, 3 ch, miss 2 (1 tr, 2 ch, miss 2 seven times), * 10 tr, 2 ch, miss 2, 1 tr, 2 ch, miss 2, 16 tr (2 ch, miss 2, 1 tr 12 times), 2 ch, miss 2, repeat from * once, 10 tr, 2 ch, miss 2, 1 tr, 2 ch, miss 2, 16 tr (2 ch, miss 2, 1 tr 6 times), 3 ch 1 d c on the last d c of last row.

9th row. 1 d c on 1st d c of last row, 3 ch, miss 2 (1 tr, 2 ch, miss 2 five times), * 13 tr, 2 ch, miss 2, 1 tr, 2 ch, miss 2, 10 tr, 2 ch, miss 2, 1 tr, 2 ch, miss 2, 10 tr (2 ch, miss 2, 1 tr 8 times), 2 ch, miss 2, repeat from * once, 13 tr, 2 ch, miss 2, 1 tr, 2 ch, miss 2, 10 tr, 2 ch, miss 2, 1 tr, 2 ch, miss 2, 10 tr (2 ch, miss 2, 1 tr 3 times), 3 ch, 1 d c on last tr of last row.

10th row. 1 d c on 1st d c of last row, 3 ch, miss 2 (1 tr, 2 ch, miss 2 four times), * 13 tr (2 ch, miss 2, 1 tr twice), 2 ch, miss 2, 7 tr (2 ch, miss 2, 1 tr 3 times), 2 ch, miss 2, 7 tr (2 ch, miss 2, 1 tr 7 times), 2 ch, miss 2, repeat from * once, 13 tr (2 ch, miss 2, 1 tr twice), 2 ch, miss 2, 7 tr (2 ch, miss 2, 1 tr 3 times), 2 ch, miss 2, 7 tr (2 ch, miss 2, 1 tr 3 times), 3 ch, 1 d c on last d c of last row.

11th row. 1 d c on 1st tr of last row, 3 ch, miss 2, 1 tr, 2 ch, miss 2, * 13 tr (2 ch, miss 2, 1 tr 4 times), 2 ch, miss 2, 7 tr (2 ch, miss 2, 1 tr 3 times), 2 ch, miss 2, 7 tr (2 ch, miss 2, 1 tr 5 times), 2 ch, miss 2, repeat from * once, 13 tr (2 ch, miss 2, 1 tr 4 times), 2 ch, miss 2, 7 tr (2 ch, miss 2, 1 tr 8 times), 2 ch, miss 2, 7 tr (2 ch, miss 2, 1 tr twice), 3 ch, 1 d c on last tr of last row.

12th row. 1 d c on 1st tr of last row, 3 ch, miss 2 (1 tr, 2 ch, miss 2 ten times), * 7 tr, 2 ch, miss 2, 1 tr, 2 ch, miss 2, 7 tr (2 ch, miss 2, 1 tr 16 times), 2 ch, miss 2, repeat from * once, 7 tr, 2 ch, miss 2, 1 tr, 2 ch, miss 2, 7 tr (2 ch, miss 2, 1 tr twice), 3 ch, 1 d c on last tr of last row.

13th row. 1 d c on 1st tr of last row, 3 ch, miss 2 (1 tr, 2 ch, miss 2 nine times), * 19 tr (2 ch, miss 2, 1 tr 16 times), 2 ch, miss 2, repeat from * once, 19 tr, 2 ch, miss 2, 1 tr, 3 ch, 1 d c on the last tr of last row.

14th row. 1 d c on 1st tr of last row, 3 ch, miss 2 (1 tr, 2 ch, miss 2 eighteen times), 7 tr, 2 ch, miss 2, 1 tr, 2 ch, miss 2, 4 tr (2 ch, miss 2, 1 tr 19 times), 2 ch, miss 2, 7 tr, 2 ch, miss 2, 1 tr, 2 ch, miss 2, 4 tr (2 ch, miss 2, 1 tr 13 times), 3 ch, 1 d c on last d c of last row.

15th row. 1 d c on 1st d c of last row, 3 ch, miss 2 (1 tr, 2 ch, miss 2 twelve times), * 10 tr (2 ch, miss 2, 1 tr twice), 2 ch, miss 2, 10 tr, 2 ch, miss 2, 1 tr, 2 ch, miss 2, 4 tr * (2 ch, miss 2, 1 tr 12 times), repeat from * to * (2 ch, miss 2, 1 tr 11 times), 3 ch, 1 d c on last tr of last row.

16th row. 1 d c on 1st tr of last row, 3 ch, miss 2 (1 tr, 2 ch, miss 2 ten times), * 16 tr (2 ch, miss 2, 1 tr 4 times), 2 ch, miss 2, 13 tr * (2 ch, miss 2, 1 tr 10 times), 2 ch, repeat from * to * once (2 ch, miss 2, 1 tr 9 times), 3 ch, 1 d c on last tr of last row.

17th row. 1 d c on 1st tr of last row, 3 ch, miss 2 (1 tr, 2 ch, miss 2 twelve times) * 13 tr, 2 ch, miss 2, 7 tr (2 ch, miss 2, 1 tr 3 times), 2 ch, miss 2, 4 tr * (2 ch, miss 2, 1 tr twelve times), 2 ch, miss 2, repeat from * to *, then 2 ch, 1 tr 8 times.

18th row. 1 d c on 1st d c of last row (1 tr, 2 ch, miss 2 sixteen times), 7 tr (2 ch, miss 2, 1 tr 22 times), 2 ch, miss 2 7 times (2 ch, miss 2, 1 tr 13 times), 3 ch, 1 d c on last tr of last row.

19th row. 1 d c on 1st tr of last row, 3 ch, miss 2 (1 tr, 2 ch, miss 2 fourteen times), * 4 tr, 2 ch, miss 2, 4 tr, 2 ch, miss 2, 10 tr * (2 ch, miss 2, 1 tr 17 times), 2 ch, miss 2, repeat from * to * once (2 ch, miss 2, 1 tr 8 times), 3 ch, 1 d c on the last tr of last row.

20th row. 1 d c on 1st d c of last row, 3 ch, miss 2 (1 tr, 2 ch, miss 2 eleven times), * 10 tr, 2 ch, miss 2, 1 tr, 2 ch, miss 2, 16 tr * (2 ch, miss 2, 1 tr 14 times), 2 ch, miss 2, repeat from * to * once (2 ch, miss 2, 1 tr 7 times), 3 ch, 4 d c on last tr of last row.

(To be concluded in our next.)

NEW PAISLEY, OR DOUBLE PINE PATTERN.

Raworth's Crochet Thread, No. 20.

Cast on 18 stitches for Pattern, or 90 stitches for Anti-Macassar, and 216 for long Curtains.

1st row. * Knit 2, knit 2 together, make 1, knit 2, knit 2 together, make 1, knit 1, make 1, knit 2, knit 2 together, make 1, knit 1, knit 2 together, knit 2, repeat from *.

2nd row. Purled.

3rd row. * Knit 1, knit 2 together, make 1, knit 2, knit 2 together, make 1, knit 3, make 1, knit 2, knit 2 together, make 1, knit 1, knit 2 together, knit 1, repeat from *.

4th row. Purl.

5th row. * Knit 2 together, make 1, knit 2, knit 2 together, make 1, knit 5, make 1, knit 2, knit 2 together, make 1, knit 1, knit 2 together, repeat from *.

6th row. Purl.

7th row. * Knit 1, make 1, knit 2 together, knit 2 together, make 1, knit 1, make 1, knit 1, knit 3 together, knit 1, make 1, knit 1, make 1, knit 2 together, knit 1, make 1, knit 2 together, knit 1, repeat from *.

8th row. Purl.

9th row. * Knit 1, make 1, knit 3 together, make 1, knit 3, make 1, knit 3 together, make 1, knit 3, make 1, knit 2 together, make 1, knit 2 together, knit 1, repeat from *.

10th row. Purl.

11th row. * Knit 2, make 1, knit 2 together, make 1, knit 3 together, make 1, knit 3, make 1, knit 3 together, make 1, knit 2 together, make 1, knit 3, repeat from *.

12th row. Purl.

13th row. * Knit 1, knit 2 together, make 1, slip 1, knit 2 together, pass the slipped stitch over, make 1, knit 2, make 1, knit 1, make 1, knit 2, make 1, slip 1, knit 2 together, pass the slipped stitch over, make 1, knit 2 together, knit 2, repeat from *.

14th row. Purl.

Commence at 1st row,


DIRECTIONS FOR THE AURICULA.

Raworth's Crochet Thread, No. 70; Needle, Gauging, 22.
10 ch, unite so as to make a round; into this work 3 tr 3 ch 9 times; this forms the first flower.


12 ch, unite; into it work 3 tr, then fasten it to the last 3 tr of first flower, 3 ch, 3 tr 8 times, 3 ch, and unite to the first 3 ch of first flower, 3 tr, turn the work, and slip the cotton to where the flowers were last joined.

(Continued on 8th page.)

KNITTING, NETTING, AND CROCHET.




DOUBLE PINE PATTEEN For Receipt, see p. 4.



AURICULA PATTEEN. For Receipt, see p. 5.


THE ROYAL MAGAZINE OF

BABY'S STOMACHER. For Receipt see page 2.




J.W. GILES

WING INSERTION.



J.W. GILES

For Receipt see page 8.



CHINESE SCROLL INSERTION. For Receipt see page 10.

AURICULA—*Continued.*

10 ch, unite to the 3rd 3 ch of 2nd flower from the end, turn, into this hole work 3 tr, 3 ch 5 times, 3 tr, which finishes the 3rd flower, and brings you back to the 1st flower, up which work 6 single stitches.

10 ch, miss 9 stitches of 1st flower, and fasten it into the hole, work 3 tr, 3 ch, 4 times, 3 tr, the 1st of which must be fastened to the last, 3 ch of 3rd flower, slip the cotton to where the 4th flower ends, work 10 ch, miss 9 of 1st flower, 1 d c, turn, and into this hole work 3 tr 3 ch 4 times, 3 tr, and fasten it to 4th flower, slip the cotton 9 stitches from where the 5th flower ends, 15 ch, 1 d c into 12th chain to form a loop, into it work 3 tr, 3 ch 8 times, fasten to 1st flower, work 9 single stitches, back on 6th flower, work 10 ch, and 1 d c into the 1st of 10 ch, into this loop work 3 l, 3 ch 5 times, and fasten it, if necessary, to 2nd flower, fasten off. This forms the group of flowers. For the stalk, work 17 ch from the bottom, 3 ch of 2nd flower, up this 17 ch work 17 17 d c, then 2 d c to cross the stalk on wrong side, and down the other side 17 d c.

For 1st leaf, work 27 ch, and fasten the last of them to the lowest 3 ch of 7th flower, miss 2 of the ch, and down it work 7 tr and 5 d tr, 3 tr, 2 d tr, 6 tr, fasten to the stalk, and up the other side of the leaf work 7 tr, 1 d tr, 3 t tr, 1 d tr, 5 tr, 5 d c, fasten to the 7th flower again. For the other leaf, 16 ch, turn, miss 2 ch, 1 d c, 4 tr, 2 d tr, 2 tr, 2 d tr, 2 tr, 2 d c, fasten to the stalk up the other side, work 7 tr, 2 d tr, 3 tr, 4 d c, and fasten off.

This finishes the flower.

WING INSERTION.

Raworth's Crochet Thread, No. 60.

Cast on 25 stitches.

1st row. Knit 3, make 1, knit 2 together, make 1, knit 1, knit 2 together, purl 1, knit 2 together, knit 1, make 1, knit 1, make 1, knit 1, knit 2 together, purl 1, knit 2 together, knit 1, make 1, knit 2, make 1, knit 2 together, knit 1.

2nd row. Knit 3, make 1, knit 2 together, purl 3, knit 1, purl 7, knit 1, purl 3, knit 2, make 1, knit 2 together, knit 1.

3rd and 4th rows like 1st and 2nd.

5th row. Knit 3, make 1, knit 2 together, make 1, knit 1, make 1, knit 2 together, purl 1, knit 2 together, knit 1, make 1, knit 1, make 1, knit 1, knit 2 together, purl 1, knit 2 together, make 1, knit 1, make 1, purl 2, make 1, knit 2 together, knit 1.

6th row. Knit 3, make 1, knit 2 together, purl 4, knit 1, purl 7, knit 1, purl 4, knit 2, make 1, knit 2 together, knit 1.

7th row. Knit 3, make 1, knit 2 together, make 1, knit 3, make 1 (slip 1, knit 2 together, pass the slip stitch over), knit 2 together, make 1, knit 1, make 1, knit 2 together (slip 1, knit 2 together, pass the slip stitch over), make 1, knit 3, make 1, knit 2, make 1, knit 2 together, knit 1.

8th row. Knit 3, make 1, knit 2 together, purl 5, purl 3 together, purl 1, purl 3 together, purl 5, knit 2, make 1, knit 2 together, knit 1.

9th row. Knit 3, make 1, knit 2 together, make 1, knit 2 together, knit 2 together, knit 1, make 1, knit 3 together, make 1, knit 1 (knit 2 together twice), make 1, knit 2, make 1, knit 2 together, knit 1.

10th row. Knit 3, make 1, knit 2 together, purl 11, knit 2, make 1, knit 2 together, knit 1.

11th row. Knit 3, make 1, knit 2 together, make 1, knit 2 together, knit 3, make 1, knit 1, make 1, knit 3, knit 2 together, make 1, knit 2, make 1, knit 2 together, knit 1.

12th row. Knit 3, make 1, knit 2 together, purl 13, knit 2, make 1, knit 2 together, knit 1.

13th row. Knit 3, make 1, knit 2 together, make 1, knit 2 together, knit 4, make 1, knit 1, make 1, knit 4, knit 2 together, make 1, knit 2, make 1, knit 2 together, knit 1.

14th row. Knit 3, make 1, knit 2 together, purl 15, knit 2, make 1, knit 2 together, knit 1.

15th row. Knit 3, make 1, knit 2 together, make 1, knit 2 together, knit 4, make 1, knit 3, make 1, knit 4, knit 2 together, make 1, knit 2, make 1, knit 2 together, knit 1.

16th row. Knit 3, make 1, knit 2 together, purl 17, knit 2, make 1, knit 2 together, knit 1.

17th row. Knit 3, make 1, knit 2 together, make 1, knit 2 together, knit 2 together, knit 2, make 1, knit 2 together, knit 1, knit 2 together, make 1, knit 2, knit 2 together, knit 2 together, make 1, knit 2, make 1, knit 2 together, knit 1.

18th row. Knit 3, make 1, knit 2 together, purl 15, knit 2, make 1, knit 2 together, knit 1.

19th row. Knit 3, make 1, knit 2 together, make 1, knit 3 together, knit 2 together, knit 1, make 1, knit 3 together, make 1, knit 1, knit 2 together, knit 3 together, make 1, knit 2, make 1, knit 2 together, knit 1.

20th row. Knit 3, make 1, knit 2 together, purl 11, knit 2, make 1, knit 2 together, knit 1.

21st row. Knit 3, make 1, knit 2 together, make 1, knit 3 together, knit 2, make 1, knit 1, make 1, knit 2, knit 3 together, make 1, knit 2, make 1, knit 2 together, knit 1.

22nd row. Knit 3, make 1, knit 2 together, purl 11, knit 2, make 1, knit 2 together, knit 1.

23rd row. Knit 3, make 1, knit 2 together, make 1, knit 1, make 1, knit 2 together, knit 2 together, make 1, knit 1, make 1, knit 2 together, knit 2 together, make 1, knit 1, make 1, knit 2, make 1, knit 2 together, knit 1.

24th row. Knit 3, make 1, knit 2 together, purl 13, knit 2, make 1, knit 2 together, knit 1.

25th row. Knit 3, make 1, knit 2 together, make 1, knit 3, make 1, knit 3 together, make 1, knit 1, make 1, knit 3 together, make 1, knit 3, make 1, knit 2, make 1, knit 2 together, knit 1.

26th row. Knit 3, make 1, knit 2 together, purl 5, purl 2 together, purl 1, purl 2 together, purl 5, knit 2, make 1, knit 2 together, knit 1.

27th row. Knit 3, make 1, knit 2 together, make 1, knit 5, make 1, knit 3 together, make 1, knit 5, make 1, knit 2, make 1, knit 2 together, knit 1.

28th row. Knit 3, make 1, knit 2 together, purl 15, knit 2, make 1, knit 2 together, knit 1.

CHINESE SCROLL INSERTION.

Raworth's Crochet Thread, No. 50.

Make a chain the length required.

1st row. 1 long, 2 ch, miss 2, repeat.—2nd row. (1 long, 2 ch, miss 24 times), 16 long (2 ch, miss 2, 1 long 9 times), 2 ch, miss 2, 16 long (2 ch, miss 2, 1 long 4 times), repeat.—3rd row. (1 long, 2 ch, miss 2 three times), 10 long, 2 ch, miss 2, 1 long, 2 ch, miss 2, 7 long (2 ch, miss

2, 1 long 3 times), 2 ch, miss 2, 4 long (2 ch, miss 2, 1 long twice), 2 ch, miss 2, 22 long (2 ch, miss 2, 1 long 3 times), repeat.—4th row. 1 long, 2 ch, miss 2 twice, 13 long, 2 ch, miss 2, 13 long (2 ch, miss 2, 1 long 3 times), (2 ch, miss 2, 4 long twice), 2 ch, miss 2, 1 long 4 times, 2 ch, miss 2, 10 long, 2 ch, miss 2, 1 long twice.—5th row. 1 long, 2 ch, miss 2, 10 long, 2 ch, miss 2, 7 long (2 ch, miss 2, 1 long twice), 2 ch, miss 2, 7 long (2 ch, miss 2, 1 long twice), 2 ch, miss 2, 16 long (2 ch, miss 2, 1 long 3 times), (2 ch, miss 2, 4 long twice), 2 ch, miss 2, 1 long, repeat.—6th row. 1 long, 2 ch, miss 2, 10 long, 2 ch, miss 2, 7 long (2 ch, miss 2, 1 long 3 times, 2 chain, miss 2, 4 long, 2 ch, miss 2, 1 long twice), 2 ch, miss 2, 10 long (2 ch, miss 2, 1 long 3 times), 2 ch, miss 2, 3 long, repeat.—7th row. 1 long, 2 ch, miss 2, 10 long, 2 ch, miss 2, 1 long, 2 ch, miss 2, 7 long (2 ch, miss 2, 1 long twice), 2 ch, miss 2, 4 long, 2 ch, miss 2, 1 long, 2 ch, miss 2, 7 long (2 ch, miss 2, 1 long 8 times), 2 ch, miss 2, 10 long, repeat.—8th row. 1 long, 2 ch, miss 2, 4 long, 2 ch, miss 2, 7 long (2 ch, miss 2, 1 long 5 times), 2 ch, miss 2, 4 long, 2 ch, miss 2, 1 long, 2 ch, miss 2, 4 long, 2 ch, miss 2, 1 long twice, 2 ch, miss 2, 7 long, 2 ch, miss 2, 1 long, 2 ch, miss 2, 22 long, repeat.—9th row. (1 long, 2 ch, miss 2 three times), 13 long, 2 ch, miss 2, 1 long, 2 ch, miss 2, 7 long (2 ch, miss 2, 4 long twice), 2 ch, miss 2, 1 long 3 times, 2 ch, miss 2, 10 long, 2 ch, miss 2, 1 long, 2 ch, miss 2, 16 long, repeat.—10th row. (1 long, 2 ch, miss 2 eight times), 7 long, 2 ch, miss 2, 7 long, 2 ch, miss 2, 1 long 4 times, 2 ch, miss 2, 10 long, 2 ch, miss 2, 1 long 5 times, 2 ch, miss 2, 4 long, repeat.—11th row. (1 long, 2 ch, miss 2 eight times), 19 long (2 ch, miss 2, 1 long 3 times), 2 ch, miss 2, 11 long (2 ch, miss 2, 1 long 5 times), 2 ch, miss 2, 4 long, 2 ch, miss 2, 4 long, repeat.—12th row. 1 long, 2 ch, miss 2, 7 long (2 ch, miss 2, 1 long 4 times), 2 ch, miss 2, 10 long, 2 ch, miss 2, 1 long 3 times, 2 ch, miss 2, 4 long (2 ch, miss 2, 1 long 3 times), 2 ch, miss 2, 10 long, 2 ch, miss 2, 1 long twice, 2 long, miss 2, 4 long, 2 ch, miss 2, 1 long twice, repeat.—13th row. 1 long, 2 ch, miss 2, 22 long (2 ch, miss 2, 1 long 10 times), 2 ch, miss 2, 16 long (2 ch, miss 2, 1 long 3 times).

PROCRASTINATIONS.

If Fortune, with a smiling face,
 Strew roses on our way,
 When shall we stoop to pick them up?
 "To-day, my love, to-day."
 But should she frown, with face of care,
 And talk of coming sorrow,
 When shall we grieve—if grieve we must?
 "To-morrow, love, to-morrow."
 If those who've wronged us own their faults,
 And kindly pity pray,
 When shall we listen and forgive?
 "To-day, my love, to-day."
 But if stern Justice urge rebuke,
 And warmth from Memory borrow,
 When shall we chide—if chide we dare?
 "To-morrow, love, to-morrow."
 If those to whom we owe a debt
 Are harm'd unless we pay,
 When shall we struggle to be just?
 "To-day, my love, to-day."
 But if our debtors sue for grace,
 On pain of ruin thorough,
 When shall we grant the boon they ask?
 "To-morrow, love, to-morrow."
 If Love estranged, should once again,
 Her genial smile display,
 When shall we kiss her proffer'd lips?
 "To-day, my love, to-day."
 But if we should indulge regret,
 Or dwell with by-gone sorrow,
 When shall we weep—if weep we must?
 "To-morrow, love, to-morrow."
 For virtuous acts and harmless joys,
 The minutes will not stay;
 We've always time to welcome them—
 "To-day, my love, to-day."
 But Care, Resentment, angry words,
 And unavailing Sorrow,
 Come far too soon, if they appear,
 "To-morrow, love, to-morrow."

CHARLES MACKAY.

FASHIONS DE PARIS.

To Shippers, Wholesale Buyers, Drapers, and
Milliners.

BALL & CO.,

Importers, Manufacturers, and Exporters of Paris and British Millinery, Child-bed Linen, Feathers, Flowers, Fringes, Gimps, Trimmings, Ornaments, Cords, Buttons, Corsets, Stays, Embroidery Worked, Sewed Muslin Lace, Collars, Habit-shirts, Capes, Widows' Caps, Mourning Goods, Infants Cloaks, Caps and Blonds, Rouches, Spartan Squares, Shapes, Whalebone, Cane, Gentlemen's Shirt-fronts and Collars, Ladies' Tableau, Collarets, Glove-bands, and

GENERAL BRITISH AND FOREIGN WHOLESALE
WAREHOUSEMEN.

Warehouses:—7 and 8, Foster Lane, Cheapside, London,
and at Paris.

Manufactory—Liverpool Road. Counting-house—Rose and Crown Court
Back of the New General Post Office.

BABY LINEN, MILLINERY, (PARIS AND BRITISH),
FEATHERS, FLOWERS, (PARIS AND BRITISH),

*Children's Wove Stays, Children's Plain Jean Stays,
Children's best Wove Corded Paris Twist Stays,*

NÉT ROUCHES, GOFFERED SILK BLOND, GOFFERED
MOURNING, PARIS PUFFINGS, SATIN TRIMMINGS,

Ladies' Silk Trimmings, Willow Squares, Bonnet Shapes,
WHALEBONES (Quite clear from Oil),

CANES, CHIP, CAP-SPRINGS, RIBBON PLAITS.

All Articles at Manufacturers' prices.

TO DRESS, MANTLE MAKERS, AND TRIMMING
SELLERS.

A very Large Assortment of New Styles in Passementerie, Fringes, Cords, Ornaments, Buttons, Gimps, Crape Trimmings, &c., will be found at BALL AND CO'S., FOSTER LANE, the same styles as are intended to be worn this season in Paris.

No Connexion with any other House.

Important Saving to Ladies.

OIL SILK superseded, by using **J. W. GILES'S DRESS PRESERVER**. Price 6d. per pair; post free, for seven stamps, to **J. W. GILES, 134, Aldersgate Street, London**. They preserve the Dresses from becoming discoloured, and are an essential to the comfort of Ladies.

Now ready, 6d.; post free, 8d.,

The Royal Family Knitting, Netting, AND CROCHET BOOK:

Illustrated in the first Style of the Art.

Just Published, Nos. 15 to 30, New Series (and to be continued), 1d. each; post free, for Two Stamps,

**GILES'S RAISED NETTING, KNITTING, CROCHET,
FANCY NEEDLEWORK,**

AND

EMBROIDERY INSTRUCTION TABLETS;

Containing Receipts for Raised Lace Collars, Edgings, Mittens, Cuffs, Anti-Macassars, Curtains, Lace Caps, Berthcs, Pelerines, Lace Fringes for Curtains, &c. Packets of the above, 1s., containing 15 Illustrated Receipts (post free for 18 stamps), of the Publisher, **J. W. GILES**, at his Fancy Warehouse, 134, Aldersgate Street, London; and can be had of all Booksellers, Stationers, &c., throughout the Kingdom.

THE GIFT KNITTING, RAISED NETTING, AND CROCHET BOOK.

Illustrated. Containing the choicest number of Patterns yet produced of Raised Netted Collars, Edgings, Caps, Curtains, Cuffs, Pelerines, &c. 6d., post free, 8d.

THE LADIES' REPOSITORY

Of Receipts in Knitting, Netting, and Crochet; splendidly Illustrated. By **MADAME CHARDIN**. Consisting of Bonnets, Caps, Polka Jackets, Collars, Edgings, Garters, Cuffs, Bonnet Preservers, Anti-Macassars, &c. 6d., or, post free, for 8 stamps.

Also, 3d. plain, or 6d. printed in Gold or Silver, the **ROYAL STAR KNITTING, NETTING, CROCHET HOOK, PIN** and **NEEDLE GAUGE**, for correct measurement of Knitting Pins, Needles, and Hooks. Post free, 1d. extra.

London: **J. W. GILES, 134, Aldersgate Street.**

. Notice to Berlin Wool and Fancy Repositories.—**J. W. GILES** can supply every article in the Trade cheaper than any other Wholesale House in London.

J. W. GILES begs to note, that Ladies who are commencing in the Berlin Wool and Fancy Trade can be supplied with every requisite cheaper than at any other House in London, in large or small quantities.

W. H. Collingridge, Printer to the Berlin Wool Trade, City Press, Long Lane.